

Liberty Reserve is an electronic payment system.

It is registered in 2002 in Costa Rica (offshore zone). It widely used in a world since 2007.

Liberty Reserve official website is www.libertyreserve.com.

Liberty Reserve Features are:

1. There is no control by the authorities.
2. It works with the U.S. dollar, Euro and Gold.
3. There is a powerful four-level system of protection against hacking.
4. Transaction is irreversible.
5. The Language of user interface is English only.
6. There is a system of rewards for attracting new customers.

Deposit or withdraw money, you can use:

1. Money transfers.
2. Bank transfers.
3. Credit cards.
4. Bank checks.

Commission:

Fee for internal transfers is 1% (not less than 0.01 and not more than 2.99 USD) for the recipient. Since the sender is not charged.

Fee for additional privacy (optional) is 0.75 USD.

More information about Liberty Reserve and how to register this payment system, can be found here:

<http://www.learnforexpro.com/libertyreserve/libertyreserve.pdf>

<http://www.code4gold.com/blog/2007/07/12/liberty-reserve-reviewed/>

<http://www.italkcash.com/forum/e-currency-e-gold-e-bullion-paypal-epassporte-etc/5132-basic-information-about-liberty-reserve-sci-how-works.html>

Before executing the transfer of funds to your forexcent deposit, remember the following:

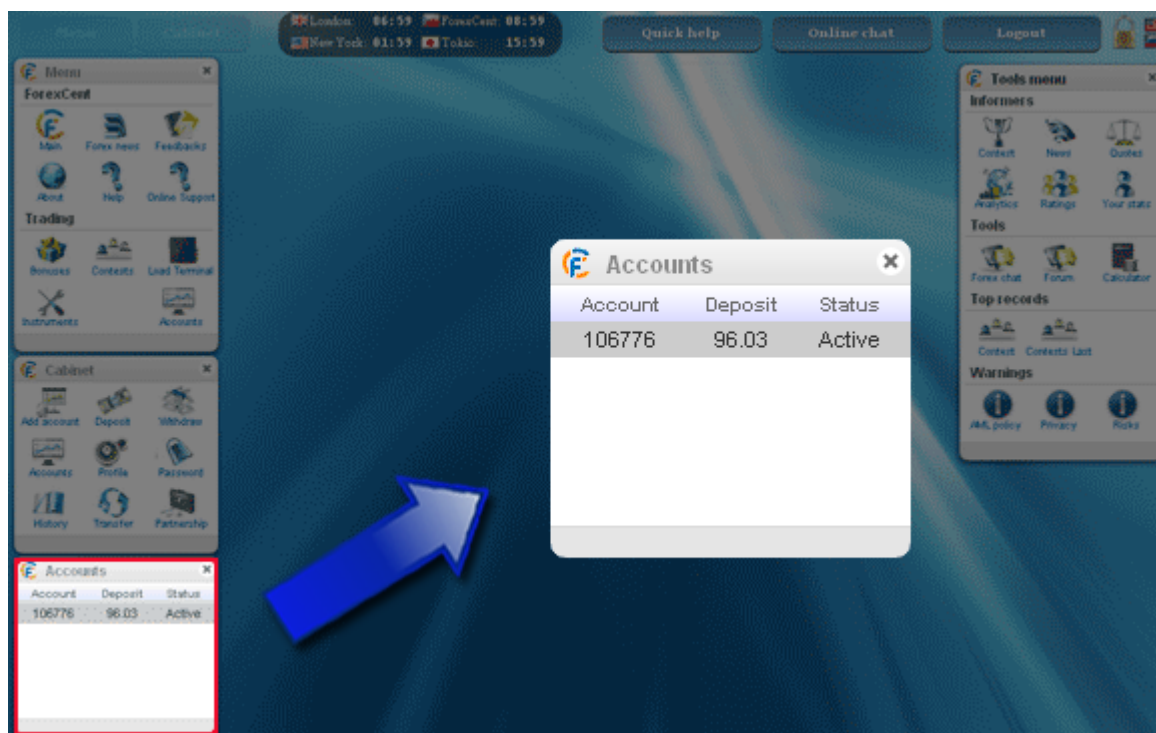
You can withdraw your money only in that the payment system and only the wallet from where the payment was made initially.

This restriction is set for greater safety and security of your funds. When you first funded your deposit of specific Liberty Reserve wallet, then later you can withdraw money only for the same wallet. In the case of multiple payment systems, the output will be proportional to these payment systems.

To transfer funds to your trading deposit, make the following:

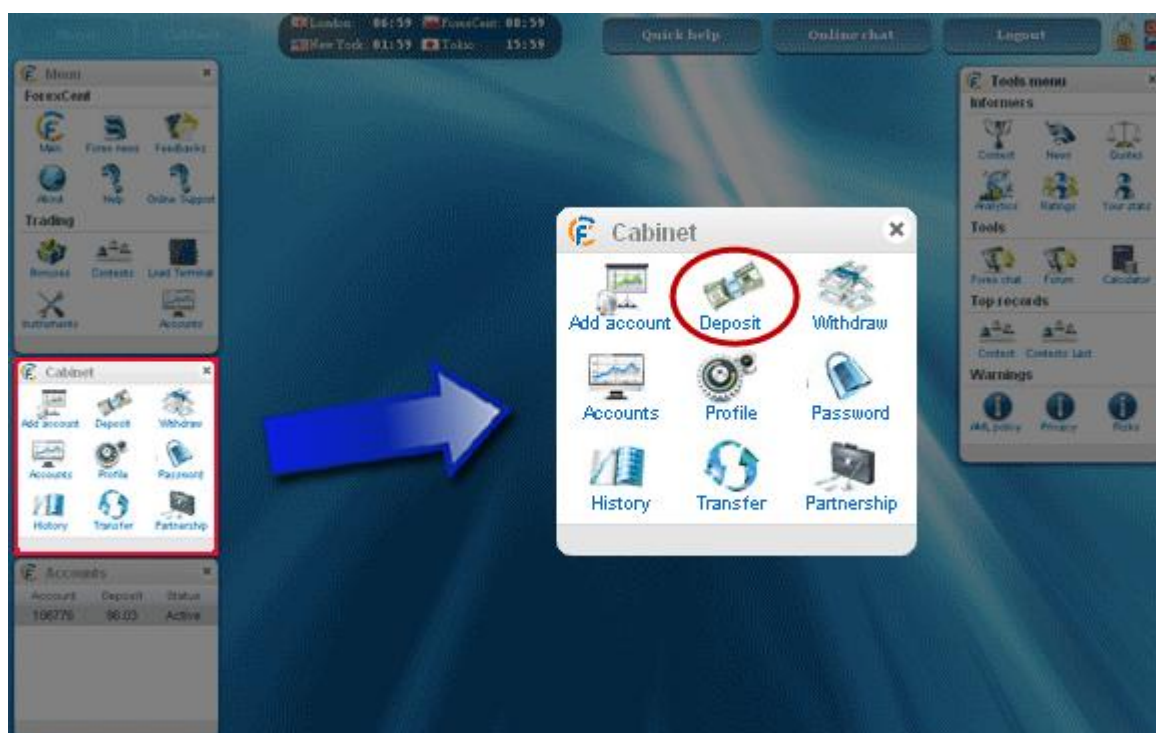
1. Sign in to your account on the site www.forexcent.com.

Pay attention to state of your deposit in the "Accounts".



In this case, you have on your deposit 96.03 USD.

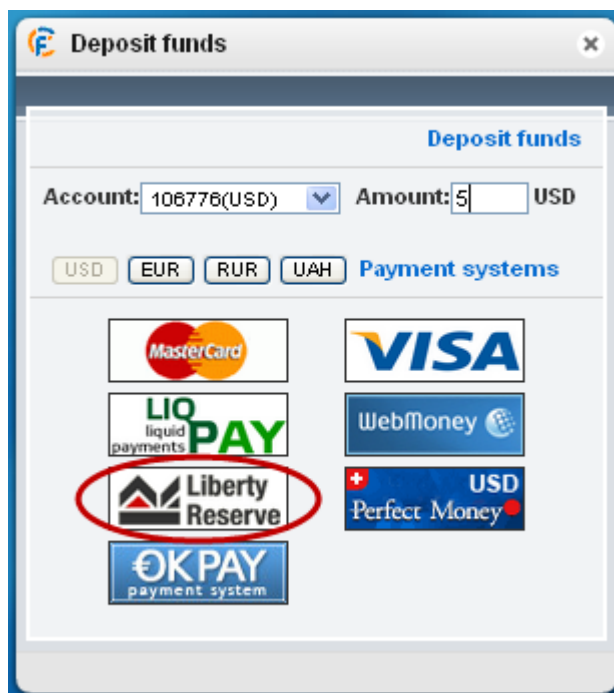
2. Click on the "Deposit" icon in the "Cabinet" on the forexcent.



3. Select all preferred parameters in the "Deposit".

Select the number of revolving accounts and the amount of replenishment. In this case it is \$ 5.

Click the logo of the Liberty Reserve payment system.



4. After clicking on the Liberty Reserve logo, window will open at the site of this payment system. Follow the instructions.

In the window that appears indicates by the payee and the amount of payment. To make a payment, you need to log in.

Pay to Account	U8400697 (ForexCent.com)
Amount	\$5.00
Merchant's memo	Deposit Account 106776

LoginCancel

Click «Login» to continue.

Account Number
[\(forgot it?\)](#)


☐ remember my account on this computer (not recommended for public computers)

Password
[\(forgot it?\)](#)

1 2 3 4 5 6 7 8 9 0 - = Back
 q w e r t y u i o p []
 Caps Lock a s d f g h j k l ; '
 Shift z x c v b n m , . ? |
 Clear

Enter the code (turing number) shown on the image

(Note: If you cannot read the numbers, click on it to generate a new one):



Next Cancel

In the window that appears, enter your account number, password and confirmation code in the appropriate fields. Then click «Next».

Your personal welcome message is:

Hello

☒ I confirm that my custom welcome message is correct

Continue Cancel

Further you need put a tick to confirm that the message is correct, then click «Continue».

You may use Liberty Reserve wallet to send payments more quickly without logging in to your main account.

Wallet balances (wallet is disabled)

Click [here](#) to learn how to enable and load your wallet.

To view your history, messages, change your settings, add funds to wallet or make payments please login to your main account.

Main account balances

USD: \$14.85
 Euro: €0.00
 GoldGrams: 0.0000gg

Access main account with:

Login PIN One Time PIN Cancel

This window shows the current account balance. To continue, press «Login PIN».

Login PIN

[\(forget it?\)](#)

4	5	9	3	6
7	8	2	0	1

Here you must enter your PIN code and press «Login».

Payment Mode Account

Balance \$14.65

To Account U8400697

Amount \$5.00

Memo Deposit Account 106776

Additional Memo

* Master key

0	5	8	7	4
1	2	3	9	6

This window is providing an information on payment and is requesting the master key «Master key». Enter it and press the «Preview».

Payment Mode Account

From Account U4088308 (Liasker)

To Account U8400697 (ForexCent.com)

Amount \$5.00

Fee \$0.00

Memo Deposit Account 106776

Private Payment no

ments are instant and irreversible. Liberty Reserve is not associated directly or indirectly with any other company or our funds on time to the account of your choice specified above. Any issues that you may encounter as a result of this ion itself will have to be addressed and resolved with the recipient of your payment directly. Please confirm your payment E with statements made in this paragraph and ACCEPT our [Terms Of Service](#).

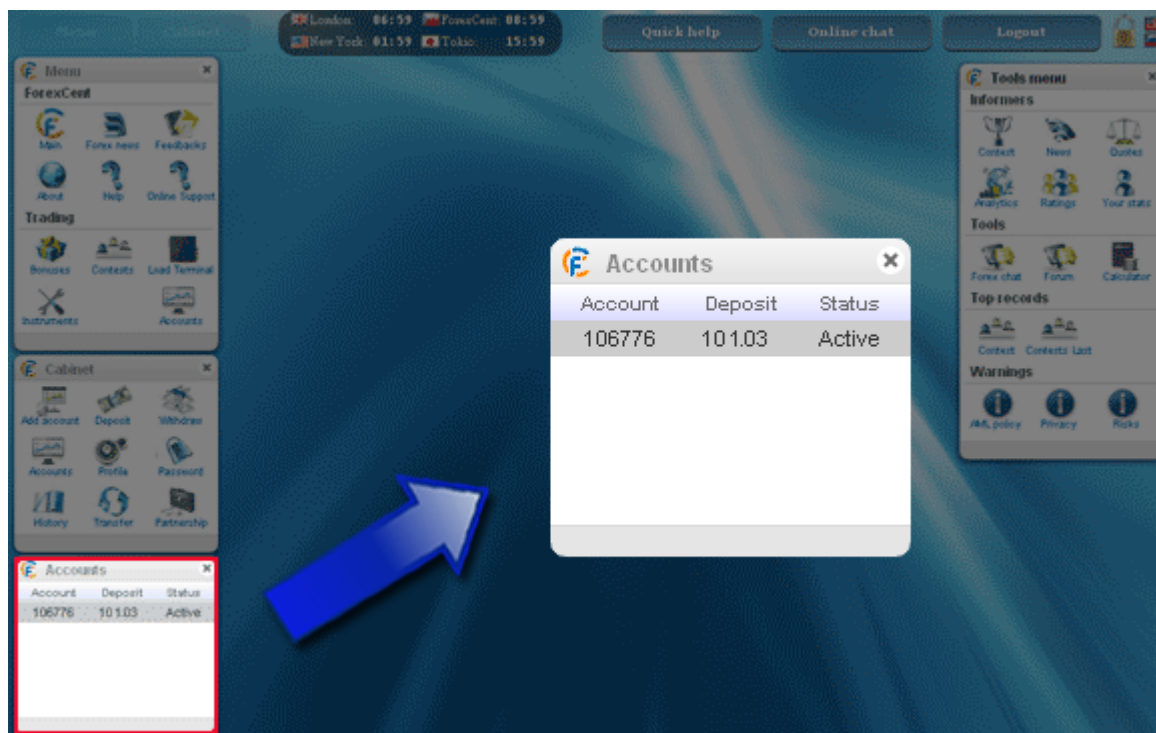
This window is presented summary information on the payment. If you agree with it press «Confirm» for the payment confirmation.

Payment Mode	Account
Date	04/21/2011 07:25
Batch	59624433
From	U4088308 (Liasker)
To	U8400697 (ForexCent.com)
Amount	\$5.00
Memo	Deposit Account 106776

Return To Merchant

Finally, report on the payment will be presented. After reading it click «Return To Merchant».

After this, payment will be performed and will be redirection to the www.forexcent.com.



Pay attention to the balance. He has been increased by \$ 5.