

Qiwi is very popular payment system in Russia and other countries.

Qiwi is used to pay for public services, mobile communication networks, Internet providers, etc. Payment is made through terminal networks or Qiwi internet purse. Thus, the user can pay with payment terminals in retail centers, subway, etc., or from a computer or mobile phone.

Today there are growing number of online stores that accept Qiwi to pay for their services. Qiwi works with Forex brokers. You can deposit your trading account via Qiwi wallet. Forexcent company also works with Qiwi. Now you can deposit your ForexCent trading account via Qiwi. It is very easy and fast. This process is not difficult almost for no one. Also you can withdraw your profit from your trading account to Qiwi very fast.

Qiwi has a very convinient and usefull interface. You can deposit your Qiwi wallet by many ways: via payment terminals, banking cards Visa or MasterCard, etc. Cash out process is very simple.

Today Qiwi is growing very fast and works in many countries: Russia, Ukraine, Belarus, Kazakhstan, Moldova, the United States, China, Romania, Malaysia, Argentina, India, South Africa, Serbia, Latvia, as well as many other countries.

More information on Qiwi payment system is available on the Qiwi official website: qiwi.com

Before executing the transfer of funds to your forexcent deposit, remember the following:

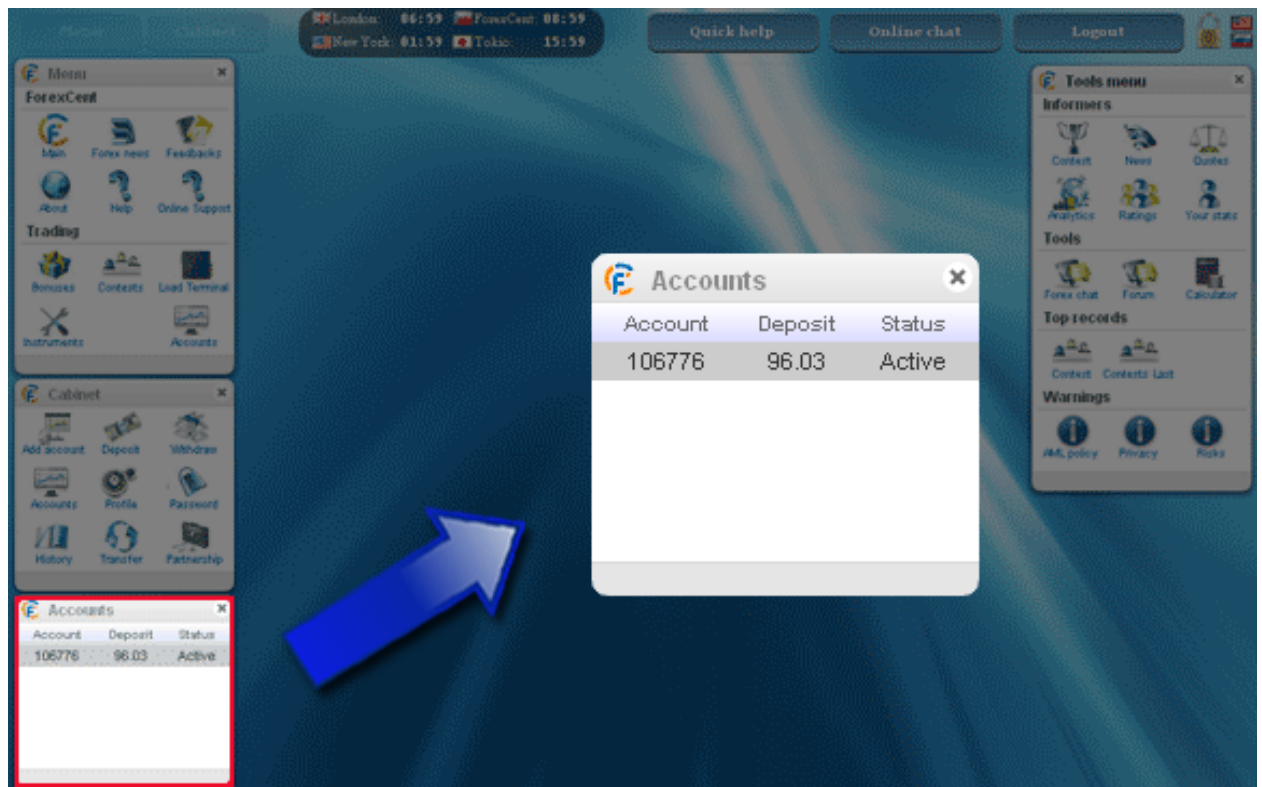
You can withdraw your money only in that the payment system and only the wallet from where the payment was made initially.

This restriction is set for greater safety and security of your funds.

When you first funded your deposit of specific Qiwi wallet, then later you can withdraw money only for the same wallet. In the case of multiple payment systems, the output will be proportional to these payment systems.

To transfer funds to your trading deposit, make the following:

- Sign in to your account on www.forexcent.com
- Pay attention to state of your deposit in the "Accounts".

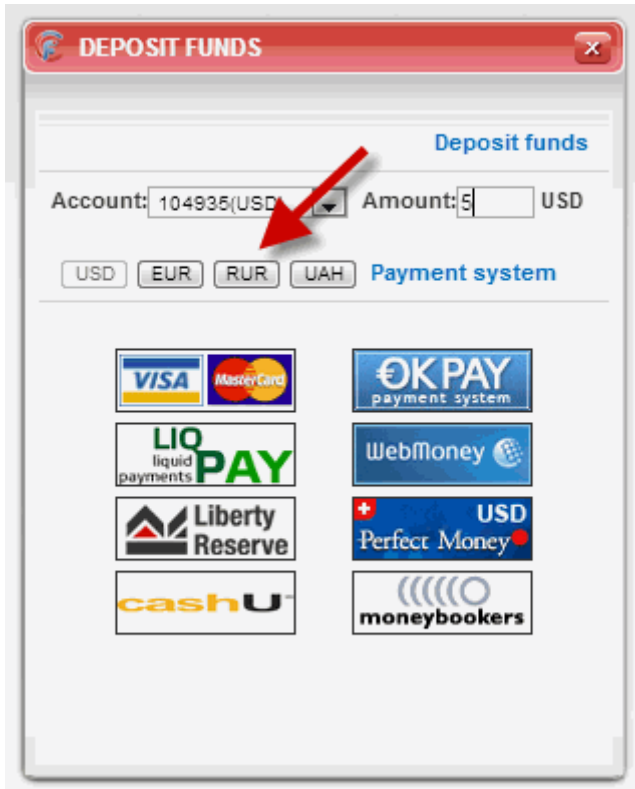


At this point, you have at account 96.03 USD

- Click on the icon "Deposit" in the "Cabinet" on the site www.forexcent.com.

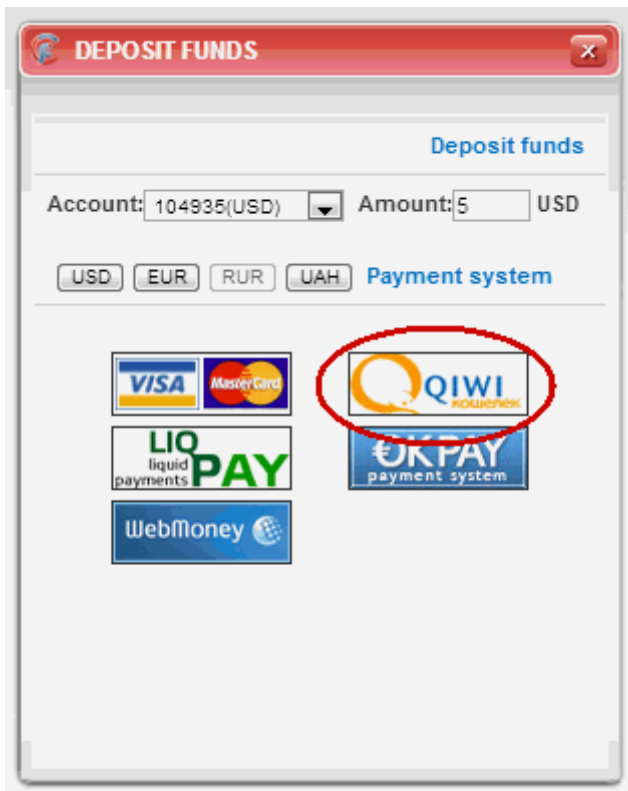


- Next you should select all necessary settings in the "Deposit funds" window. You should select the number of funding account, the amount of deposit and currency. In this case, for example, was selected amount \$ 5.



The screenshot shows a window titled "DEPOSIT FUNDS" with a red header bar. Below the header, there is a section titled "Deposit funds". It contains two input fields: "Account:" with the value "104935(USD)" and a dropdown arrow, and "Amount:" with the value "5" and a dropdown arrow. Below these fields are four buttons labeled "USD", "EUR", "RUR", and "UAH". A red arrow points to the "RUR" button. To the right of these buttons is a link labeled "Payment system". Below the buttons, there are two columns of payment system logos: VISA, MasterCard, LIQ PAY, Liberty Reserve, cashU, OK PAY, WebMoney, Perfect Money, and moneybookers.

You have to click the RUR button and select the Qiwi logo on the form.



This screenshot shows the same "DEPOSIT FUNDS" window. The "RUR" button is now selected, and the "Payment system" link is highlighted. The Qiwi logo, which is a yellow circle with a white 'Q' and the text "QIWI" and "KOLLEKTSIA" below it, is circled in red. The other payment system logos remain visible.

- After clicking on the Qiwi logo, a new window will open in which you must enter Qiwi account number. The phone number is account number in Qiwi wallet system.



- After clicking the "Continue" button will open payment page on the website of the Qiwi payment system. Here you will also need to enter a phone number and select a payment method. Please note that the selected account in qiwi – Russian Ruble. Since on the site www.forexcent.com we selected to deposit the amount of 5 USD, this amount is automatically convert into rubles via current market rate.



Bill paying

[forexcent](http://forexcent.com)

Deposit Account 104935





Amount:

162.74 RUB

Telephone number:


[Redacted phone number]

Payment method:

- ☒  Visa Qiwi Wallet account:
standard commission 0.0%
- ☐  Bank card:
- ☐  Webmoney:
- ☐  Pay via Qiwi payment kiosk:

Pay

Select necessary parameters and click "Pay".

English ▼

Bill paying

forexcent

Deposit Account 104935

Amount:

RUB


Telephone number:

Password:

[Forgot your password?](#)

Pay

In the window that opens, you must login to Qiwi. After you enter a phone number and password, you have to click "Pay".



Bill paying

forexcent

Deposit Account 104935

Amount:

RUB

Payment method:

QIWI WALLET

Amount with commission:

rub.

Telephone number:

Pay

In the window that opens, you need to check the amount of deposit and the account number. If the settings are correct, you should press "Pay" button.

In the window that opens, you need to confirm the payment using the code sent to your mobile phone. If the code does not come for a long time, you can send it again with the link "Send the code again." After you have entered the code in the input field, you must click "Confirm".

After this will be made payment and redirection to the site www.forexcent.com in your personal account.

Account	Deposit	Status
106776	101.03	Active

Pay attention to the balance. It has been increased by \$ 5.

The operation of a deposit through the Qiwi payment system successfully performed!